

i6

Bold and innovative, i6 represents the strong side of comfort. Its impressive airflow and striking design bring power into focus for your space, transforming the ordinary into the exceptional. Let automated SenseMe™ technology and an available color-changing LED modernize your notion of fan performance, then relax as i6 silently safeguards your comfort.



KEY FEATURES

- ▶ **Six premium airfoils** built from aircraft-grade aluminum
- ▶ **Patented brushless DC motor** for silent, efficient performance
- ▶ **Built-in SenseMe™ technology** for automated convenience and efficiency
- ▶ **Voice integration** with Amazon Alexa and Google Assistant devices
- ▶ **Available light kit** with fully dimmable, color-changing LED
- ▶ **Indoor and outdoor** models available to fit any space

DIAMETER

**60, 72, AND
84 INCHES**
(152, 183, AND 213 CM)

MOUNTING

- UNIVERSAL
- FLUSH MOUNT

CONTROL

- BLUETOOTH REMOTE
- MOBILE APP
- VOICE INTEGRATION

WARRANTY

UP TO
5 YEARS
INDOOR

UP TO
3 YEARS
OUTDOOR



BIG ASS FANS™

EXCEPTIONALLY
ENGINEERED

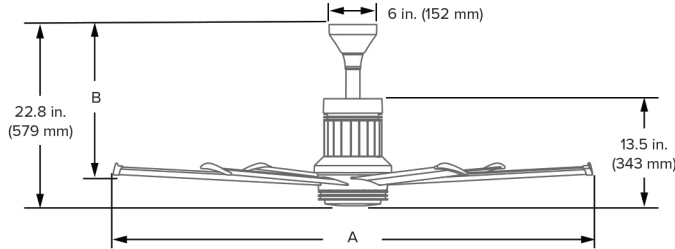
DISCOVER MORE ABOUT i6

Learn more at bigassfans.com/i6
or call **877.BIG.FANS** for a free custom quote.

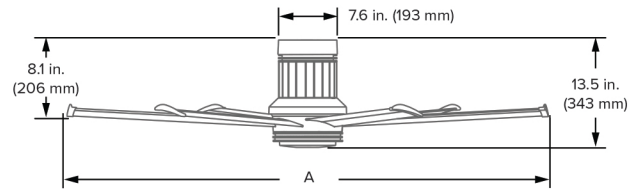
TECHNICAL SPECIFICATIONS

i6

INSPIRED BY INDUSTRY, BUILT FOR COMFORT.



Pictured with 6 in. (152 mm) downrod and light kit



Pictured with flush mount and light kit

Technical Specifications

Diameter (A)	Environment	CFM	Efficiency (CFM/W)	Max Watts	Max Speed	Light Kit	Input Power	Weight ¹	Winglet to Ceiling (B)	Light Kit Height	Sound Level ²
60 in. (1.5 m)	Indoor	7,122	248	23.6 W	145 RPM	1,770 lm	100–277 VAC, 50/60 Hz, 1 Φ	34 lb (15.4 kg)	17.4 in. (442 mm)	0.7 in. (18 mm)	<35 dba at max speed
	Outdoor (IPX5)	7,105	247	23.8 W							
72 in. (1.8 m)	Indoor	13,598	312	41.6 W	140 RPM	72.6 lm/W		35.7 lb (16.2 kg)	17.1 in. (434 mm)		
	Outdoor (IPX5)	13,860	318	42.2 W							
84 in. (2.1 m)	Indoor	15,576	370	40.2 W	110 RPM			37.3 lb (16.9 kg)	16.8 in. (427 mm)		
	Outdoor (IPX5)	15,814	369	41 W							

Construction Features

Airfoils	Motor and Hub	Remote	Onboard Sensors	Integrations ³	Mounting ⁴	Accessories
Made from aircraft-grade aluminum Tilted blade profile for optimum airflow spread	24 V DC motor and power supply housed in a three-piece cast aluminum hub with integrated airfoil retention system	"Point-anywhere" pairing Integrated speed indicators Mount fixed to wall or with magnetic holder	Temperature, humidity, and motion sensors enable SenseME Technology	Voice control with Google Assistant or Amazon Alexa Works with home automation systems	Flat or sloped ceilings 8 ft (2.4 m) or taller Maximum slope: 36°	LED Light Kit 0–10 V module Optional downrod lengths available for ceilings over 14 ft (4.3 m)

Ordering Information

Diameter	Environment	Mount ⁵	Finish	Downrod ⁵	LED Light	0–10 V
MK-I61-05: 60 in. (1.5 m) MK-I61-06: 72 in. (1.8 m) MK-I61-07: 84 in. (2.1 m)	18: Indoor 19: Outdoor	00: Flush 06: Standard	A727: Brushed Aluminum A728: Black A729: White A730: Oil-Rubbed Bronze	Blank: Flush I06: 6 in. (152 mm) I12: 12 in. (305 mm) I24: 24 in. (610 mm) I00: 36, 48, 60 in. (914, 1219, 1524 mm)	Blank: No LED Light S2: LED Light	Blank: No 0–10 V V54: 0–10 V

¹ Weight does not include mount or downrod.

² Actual results of sound measurements in the field may vary due to sound reflective surfaces and environmental conditions.


³ Google Assistant is a trademark of Google LLC. Amazon, Alexa and all related logos are trademarks of Amazon.com, Inc. or its affiliates.

⁴ Mount to an outlet box marked acceptable for fan support of 70 lb (31.8 kg).

⁵ Flush mount available on 60 in. (1.5 m) fans only. 6 and 36 in. (152 and 914 mm) downrods available on 60 and 72 in. (1.5 and 1.8 m) fans only. 36, 48, and 60 in. (914, 1219, and 1524 mm) downrods ordered separately.

Lead times may vary. See full warranty for coverage information.

Finish Options



LED Light Kit



Remote



PHYLUX

+65 6848 8500
PHYLUX.COM

160 Paya Lebar Rd,
#01-08 Orion,
Singapore 409022